



RWX 1200

Vetrina refrigerata statica
Static refrigerated food display cabinet



RWX 1400

Vetrina refrigerata statica
Static refrigerated food display cabinet



RWX 1500

Vetrina refrigerata statica
Static refrigerated food display cabinet



RWX 1800

Vetrina refrigerata statica
Static refrigerated food display cabinet



RWX 2000

Vetrina refrigerata statica
Static refrigerated food display cabinet



Motore e termostato
Motor and thermostat



Separatori
Separators

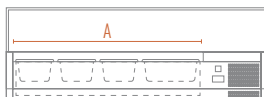
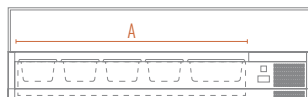
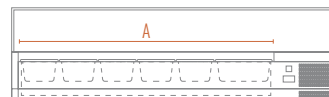
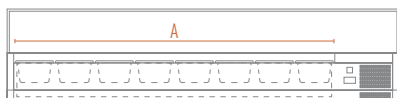
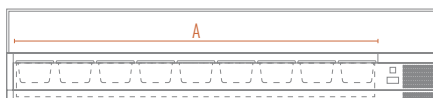


Sovrastruttura in vetro
Glass unit



Caratteristiche / Features

Modello / Model	RWX 1200	RWX 1400	RWX 1500	RWX 1800	RWX 2000
Temperatura / Temperature Range	+2 °C / +8 °C	+2 °C / +8 °C	+2 °C / +8 °C	+2 °C / +8 °C	+2 °C / +8 °C
Classe Climatica / Climate Class	4	4	4	4	4
Superficie Esterna / Body	Acciaio Inox Stainless steel	Acciaio Inox Stainless steel	Acciaio Inox Stainless steel	Acciaio Inox Stainless steel	Acciaio Inox Stainless steel
Superficie Interna / Inner Liner	Acciaio Inox Stainless steel	Acciaio Inox Stainless steel	Acciaio Inox Stainless steel	Acciaio Inox Stainless steel	Acciaio Inox Stainless steel
Termometro / Thermometer	Digitale / Digital	Digitale / Digital	Digitale / Digital	Digitale / Digital	Digitale / Digital
Regolatore temperatura / Controller	Elettronico Electronic	Elettronico Electronic	Elettronico Electronic	Elettronico Electronic	Elettronico Electronic
Spessore isolamento Insulation thickness	mm 45	mm 45	mm 45	mm 45	mm 45
Sbrinamento / Defrost	Automatico a fermo compressore + Manuale Automatic compressor cycle + Manual	Automatico a fermo compressore + Manuale Automatic compressor cycle + Manual	Automatico a fermo compressore + Manuale Automatic compressor cycle + Manual	Automatico a fermo compressore + Manuale Automatic compressor cycle + Manual	Automatico a fermo compressore + Manuale Automatic compressor cycle + Manual
Separatori / Separators	3	4	5	7	8
Vaschette Gastronorm GN - Non include GN pans - Not included	N° 3 GN1/3 + N° 1 GN1/2	N° 4 GN1/3 + N° 1 GN1/2	N° 5 GN1/3 + N° 1 GN1/2	N° 8 GN1/3	N° 9 GN1/3
Peso Netto-Lordo / Net-Gross Weight	Kg 42 / 46	Kg 45 / 50	Kg 49 / 54	Kg 55 / 60	Kg 62 / 68
Voltaggio / Voltage	V 230	V 230	V 230	V 230	V 230
Frequenza / Frequency	Hz 50	Hz 50	Hz 50	Hz 50	Hz 50
Refrigerante / Refrigerant	R290	R290	R290	R290	R290
Assorbimento / Absorption	W 125	W 125	W 125	W 180	W 180
Consumo Energia / Energy Consumption	Kwh/24H 1,3	Kwh/24H 1,2	Kwh/24H 1,2	Kwh/24H 1,4	Kwh/24H 1,5

 RWX 1200
FRONTE / FRONT

 RWX 1400
FRONTE / FRONT

 RWX 1500
FRONTE / FRONT

 RWX 1800
FRONTE / FRONT

 RWX 2000
FRONTE / FRONT


LATO / SIDE


Dimensioni mm / Dimensions mm

Modello / Model	RWX 1200	RWX 1400	RWX 1500	RWX 1800	RWX 2000
Dimensioni Esterne (LxPxH) External Dimensions (WxDxH)	1200 x 395 x 225	1400 x 395 x 225	1500 x 395 x 225	1800 x 395 x 225	2000 x 395 x 225
Altezza con sovrastruttura in vetro Height including glass unit	427	427	427	427	427
Dimensioni Imballo (LxPxH) Packaging Dimensions (WxDxH)	1240 x 435 x 260	1440 x 435 x 260	1540 x 435 x 260	1840 x 435 x 260	2040 x 435 x 260

Dimensioni Interne mm / Inner Dimensions mm

A - Larghezza / Width	845	1045	1145	1445	1645
B - Profondità / Depth	305	305	305	305	305
C - Altezza / Height	155	155	155	155	155